



–Part 1–

Careers, Equipment, and How It All Works



Chapter 1: The Basics..... 3



Careers for Realtime Voice Writers	3
Court Reporting.....	4
CART.....	5
Captioning.....	5
Financial Call Reporting.....	6
Other Transcription Services.....	6
Realtime Voice Writing Software	6
Speech Recognition Software	7
How Speech Recognition Works	7
Sound Parts.....	8
Speech-to-Text Conversion	8
Speech Recognition Tools, Terms, and Functions.....	10
CAT Software.....	11
The Purpose of a CAT Program.....	11
How a CAT Program Works with Speech Recognition.....	12
CAT Program with a Dictionary.....	13
CAT Program without a Dictionary.....	14
Realtime Voice Writing Equipment.....	15
Computer	15
Dictation Input Devices.....	17
USB Sound Card.....	17
Open-Mic Headset or Speech Silencer	18
High-Gain Microphone (for Recording External Environment)	19
Foot Pedal	19
Surge-Protection Power Strip	20

—Part 2—
Realtime Dictation and Voice Theory Development

Chapter 2: Dictation Techniques23

Proper Breathing and Volume with Dictation Devices24

Dictating into an Open-Mic Headset24

Dictating into a Speech Silencer.....24

Tone and Modulation.....26

Enunciation29

Pace.....32

Fast Speakers33

Slow Speakers34

Punctuating.....34

Verbatim Dictation versus Paraphrasing and Summarization.....35

Dictation Patterns36

Chapter 3: Voice Writing Theory39

Punctuation.....41

Speaker Identification.....43

Examination Lines.....48

Q&A Markers.....49

Parentheticals.....51

Numbers60

Spelling Technique.....62

Conflict Resolution.....63


Homophones.....64

Words with Soft Pronunciations66

Undesirable Words.....67

Small Words67

Similar-Sounding Words.....69



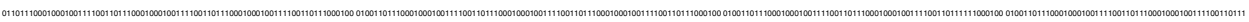
Words versus Acronyms.....	70
All Other Words.....	71
Phrases	72
Brief Forms.....	75
On-the-Fly Translations.....	78
Delete Command.....	80



—Part 3—
Getting Set Up and Doing Realtime




Chapter 4: Getting Started..... 85



Computer and Equipment Setup.....	85
USB Connectivity Settings.....	88
Turning Off Automatic Updates and Disabling Anti-Virus Software....	89
Dragon NaturallySpeaking® Setup	90
Creating a User.....	93
Setting User Options	101
Setting Formatting Preferences.....	108
Performing a Dictation Session	109
Saving File of Dictation Session.....	112



Chapter 5: Vocabulary Setup and Formatting..... 113



Working with the Vocabulary.....	113
Written- and Spoken-Form Spelling Rules	114
Accessing the Vocabulary	116
Adding an Entry.....	117
Deleting an Entry.....	119
Modifying Formatting Properties of an Entry	120

Vocabulary Setup and Formatting Using Dragon Alone.....	121
Punctuation Marks.....	122
Speaker IDs.....	125
Q&A Markers.....	128
All Other Voice Writing Entries.....	130
Vocabulary Setup and Formatting Using Dragon with Other Applications....	130
Microsoft Word.....	130
CAT Program with a Dictionary.....	133
CAT Program without a Dictionary.....	134
Practice Dictation to Test Formatted Results	135

Chapter 6: Improving Accuracy..... 137

Adjusting Audio Levels.....	138
Correcting Misrecognitions.....	142
Adding New Words.....	150
Adding Phrases.....	152
Vocabulary Building.....	154
Document Preparation.....	155
Reformatting Documents for Dragon-Along Use.....	159
Reformatting Documents for CAT Software Use.....	161
CAT Software Scenario 1 (with CAT Dictionary).....	161
CAT Software Scenario 2 (without CAT Dictionary).....	164
Programming Macros to Automate Search-and-Replace Functions.....	166
Saving and Storing Documents.....	166
Preparing Documents Before a Realtime Job.....	166
Vocabulary Customization.....	167
Document Analysis.....	168
Resolving Recognition Problems.....	175
Removing Unnecessary Words That Conflict with Necessary Words ..	175
Making Additional Vocal Recordings to Distinguish Between Words with Similar Pronunciations	175
Making Multiple Vocabulary Entries to Obtain Correct Recognition for a Single Result.....	176
Using Misrecognitions to Produce Recognitions.....	176
Accuracy Reinforcement.....	176

